









QUALITY CHARACTERISTICS	NORM	STANDARDS	RESULT
 <b>Water absorption of the body</b>	ISO 10545-3	ANSI/ISO-%	< 0.5%
 <b>Breaking strength</b>	ISO 10545-4	ANSI - (lbf) ISO - (N)	≥ 350 ≥ 1500
 <b>Abrasion resistance</b>	ISO 10545-7	ANSI/ISO	Class 4
 <b>Frost resistance</b>	ISO 10545-12	ANSI/ISO	Pass
 <b>Chemical resistance</b>	ISO 10545-13	ANSI/ISO	Class A
 <b>Thermal shock resistance</b>	ISO 10545-5		
 <b>Dynamic coefficient of friction</b>	BOT 3000E	ANSI - DCOF (wet) ISO - R Value	Matte ≥ 0.50 Matte R10
 <b>Shade Variation</b>	See Below		V2



V1

Uniform appearance



V2

Slight Variation



V3

Moderate Variation



V4

Substantial Variation

*For the best product laying results, material from at least three boxes should be mixed.*

*Test values are based on ANSI/ISO standards according to: ANSI A137.1-Porcelain Tile P1 CLASS, ISO 13006-G-BIA Group, EN14411-G-BIA Group. Variances in test values can occur in different production lots.*

