









QUALITY CHARACTERISTICS	NORM	STANDARDS	RESULT
 Water absorption of the body	ISO 10545-2	≤ 0.5%	≤ 0.05%
 Breaking strength	ISO 10545-4	Min 1300.0 N	Minimum 1300.0 N
 Abrasion resistance	ISO 10545-7	ISO 10545 - 7	PEI 4
 Frost resistance	ISO 10545-12		
 Chemical resistance	ISO 10545-13	Minimum Class B	Minimum Class B
 Thermal shock resistance	ISO 10545-9	ISO 10545 - 9	Fully Resistant
 Dynamic coefficient of friction	BOT 3000E	ANSI A 326.3 : 2017	0.44
 Shade Variation	See Below		V2



V1

Uniform appearance



V2

Slight Variation



V3

Moderate Variation



V4









Substantial Variation

For the best product laying results, material from at least three boxes should be mixed.

Test values are based on ANSI/ISO standards according to: ANSI A137.1-Porcelain Tile P1 CLASS, ISO 13006-G-BIA Group, EN14411-G-BIA Group. Variances in test values can occur in different production lots.

builder
essentials
BY B&F CERAMICS

www.bfceramics.com

QUALITY CHARACTERISTICS	NORM	STANDARDS	RESULT
 Water absorption of the body	ISO 10545-2	≤ 0.5%	≤ 0.005%
 Breaking strength	ISO 10545-4	Min 1300.0 N	Minimum 1300.0 N
 Abrasion resistance	ISO 10545-7	ISO 10545 - 7	PEI 4
 Frost resistance	ISO 10545-12		
 Chemical resistance	ISO 10545-13	Minimum Class B	Minimum Class B
 Thermal shock resistance	ISO 10545-9	ISO 10545 - 9	Fully Resistant
 Dynamic coefficient of friction	BOT 3000E	ANSI A 326.3 : 2017	< 0.42
 Shade Variation	See Below		V2



V1

Uniform appearance



V2

Slight Variation



V3

Moderate Variation



V4

Substantial Variation

For the best product laying results, material from at least three boxes should be mixed.

The polished finish is recommended for wall coverings or for the floors of residential bathrooms. Specifically, floor coverings in this material must not be subjected to excessively heavy traffic and must never be in direct contact with outdoor areas. As is often the case with natural stones, any spots on the surface or any unevenness in shine are typical characteristics of the product, deriving from the process used.

builder
essentials
BY B&F CERAMICS

www.bfceramics.com