









# GLASS ELEMENTS GLOSSY

QUALITY CHARACTERISTICS	NORM	STANDARDS	RESULT
 <b>Water absorption of the body</b>	ISO 10545-3	ANSI/ISO-%	< 0.5%
 <b>Breaking strength</b>	ISO 10545-4	ANSI - (lbf) ISO - (N)	> 135 > 1100
 <b>Abrasion resistance</b>	ISO 10545-7	ANSI/ISO	Class 0
 <b>Frost resistance</b>	ISO 10545-12	ANSI/ISO	Pass
 <b>Chemical resistance</b>	ISO 10545-13	ANSI/ISO	Class A
 <b>Thermal shock resistance</b>	ISO 10545-5		
 <b>Dynamic coefficient of friction</b>	BOT 3000E	Not Applicable - Wall Tile Only	
 <b>Shade Variation</b>	See Below		V1



V1

Uniform appearance



V2

Slight Variation



V3

Moderate Variation



V4

Substantial Variation

*For the best product laying results, material from at least three boxes should be mixed.*

